


# Quick start guide

# EC ECHO



Chlorine  
Max. 4 ppm



pH  
7.0-7.8



Temp  
5- 35 °C



NaCl  
Max. 4,000 ppm

EN

Full user  
manual  
you will find  
scanned



**DO NOT ENTER**  
**POOL WHEN THE ROBOT IS**  
**RUNNING IN THE POOL.**



## 1. Aufladen • Fully

charge the Pool Robot before the first cleaning for 5 hours.

- Um die Sicherheit der Batterie zu garantieren, halten Sie bitte die Ladeanschlüsse trocken. Sie können diese mit einem trockenen, weichen Tuch abwischen.

**2. Download the BWT Robotics app** • Press the power button for 2 seconds to turn on the robot. • Download the BWT Robotics app from your app store.

- Follow the steps to set up the robot.

**Note:** • If the Wi-

Fi indicator is blinking, it means it is waiting to be paired. • If the Wi-Fi indicator is on, it means

the device is already connected to a Wi-Fi network. To reset Wi-Fi, press and hold the power button for at least 8 seconds until the Wi-Fi indicator starts blinking again.

- Turn on Bluetooth and enable location services, the phone could detect the robot during setup (**only supports 2.4GHz Wi-Fi**).

iOS



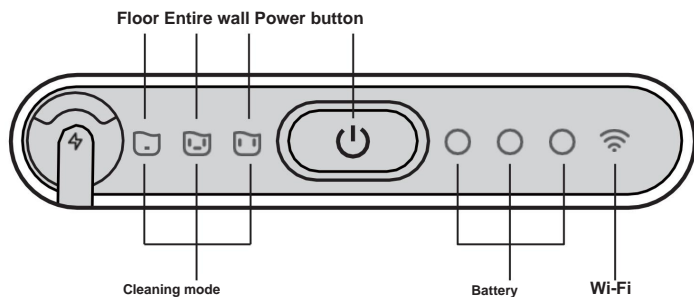
Android



**3. Start cleaning** • Press the power

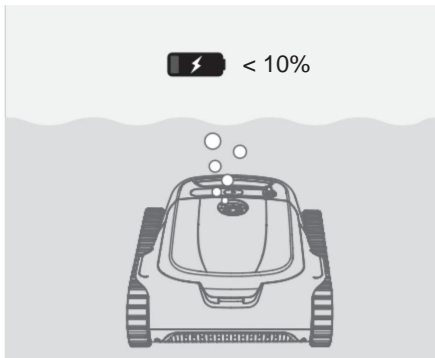
button for 2 seconds to turn on the robot. • Short tap the power button to select the desired cleaning mode .

- Once the mode light remains on, place the cleaner in the pool within one minute to start operation.



Battery	State
●●●	67~100% Battery
●●○	34~ 66% Battery
●○○	1~ 33% Battery
Blinking	Charging

#### 4. Care and maintenance



- The robot will automatically park (move to the edge of the pool) once it has finished cleaning or when the battery is < 10% charged.
- Use the pull hook to do this.
- Place the robot in a cool, dry place and let it cool thoroughly. dry.
- Storage: Charge the battery before long-term storage at least 60–80%. Recommended storage temperature: -5 ~ 35 °C. For optimal battery health, charge at least once every 6 months.

## 5. Notices and warnings

Minimum depth: 0.5 m	Output voltage: 25V DC	Power: 100 W
Maximum depth: 4.0 m	Power supply (IP65)	Input voltage: 100 ~ 240V AC 50/60 Hz

- Do not use the cleaner when there are people or objects in the pool .
- The power supply must be connected through a ground fault circuit interrupter (GFCI USA) or residual current device (RCD Europe) not exceeding 30 mA.
- Use only the original battery and power adapter. • All parts must be replaced with the original parts supplied. company