

POOL BOX⁵⁰

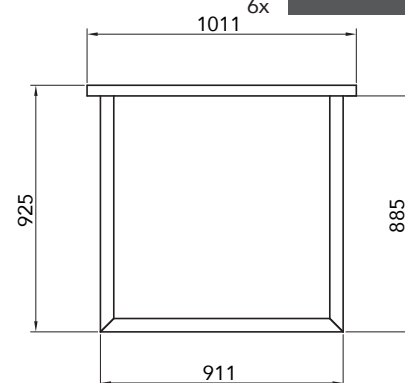
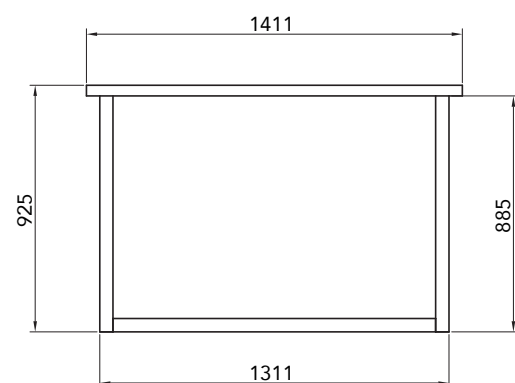
BOX PARAMETERS

- | 1411 x 925 x 911 mm
- | WEIGHT APPROX. 95 kg (EQUIPPED BOX)
- | THERMALLY INSULATED
- | OPENING TOP FOR EASY ACCESS
- | MODERN ANTHRACITE COLOR
- | LARCH DECORATIVE CLADDING (OPTIONAL)

BOX EQUIPMENT

- | DOSING SYSTEM ASIN AQUA NET+
- | SPECK CIRCULATION PUMP BADU
- | PREMIUM FILTER 500 MM
- | HIGH QUALITY VDL FITTINGS AND VALVES
- | ELECTRICAL CONNECTION

DIMENSIONS




POOL TECHNOLOGY BOX MEDIUM
ANTHRACITE – EQUIPPED # 13414

POOL TECHNOLOGY BOX MEDIUM
ANTHRACITE – EMPTY # 13412

POOL TECHNOLOGY BOX MEDIUM
LARCH FINISH – EQUIPPED # 13414-1

POOL TECHNOLOGY BOX MEDIUM
LARCH FINISH – EMPTY # 13412-1

ACCESSORIES FOR INSTALLING
YOUR OWN CLADDING:
MOUNTING RAILS FOR WOODEN
CLADDING # 13417



ANTHRACITE FINISH



LARCH FINISH

TECHNOLOGY FOR POOL WATER TREATMENT
IN THERMALLY INSULATED BOX FOR
EASY OUTDOOR INSTALLATION

FOR POOLS UP TO 50 m³




POOL BOX⁵⁰

EASY CONNECTION



HDPL THERMAL INSULATED PANEL
36 mm




WASTE

HEATING PUMP
OR SOLAR
COLECTOR
CONNECTION

FROM SKIMMER
FROM BOTTOM

TO POOL

OPTIONAL HIGH-QUALITY
EXTERIOR MADE FROM
LARCH WOOD



HIGH QUALITY
VAN DE LANDE
FITTINGS AND VALVES

NEW MODEL OF
CIRCULATION PUMP SPECK
BADU ALFA 10 m³/h



PREMIUM FILTER
500 mm



DOSING SYSTEM
ASIN AQUA NET+

