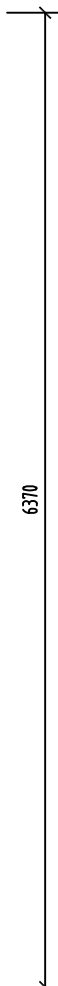
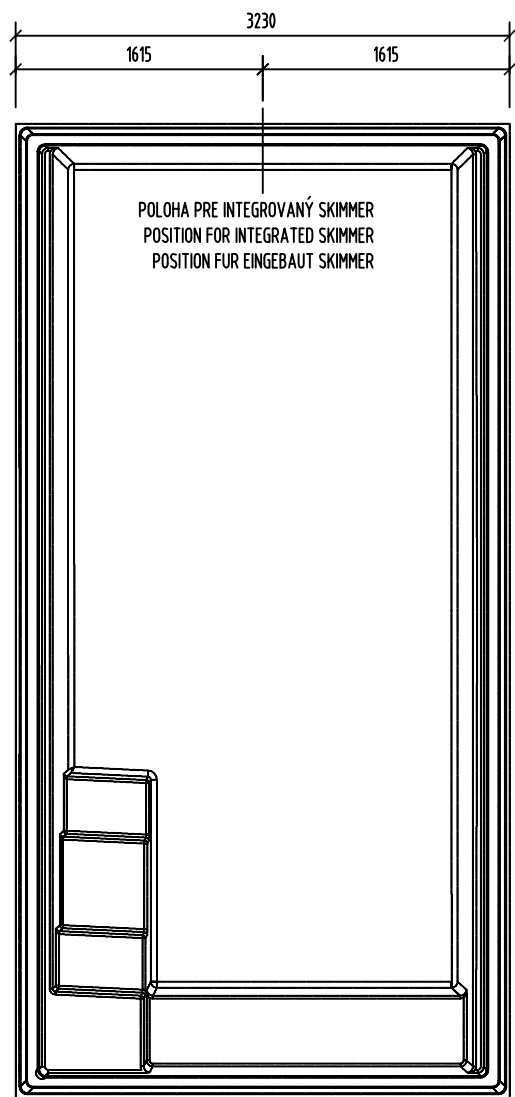
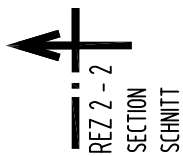
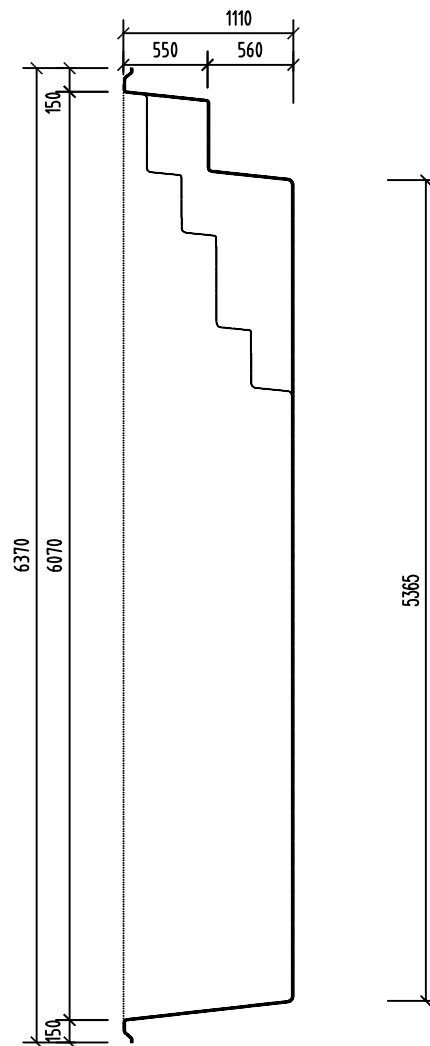


POHĽAD ZHORA M 1:50

TOP ELEVATION
OBERANSICHT

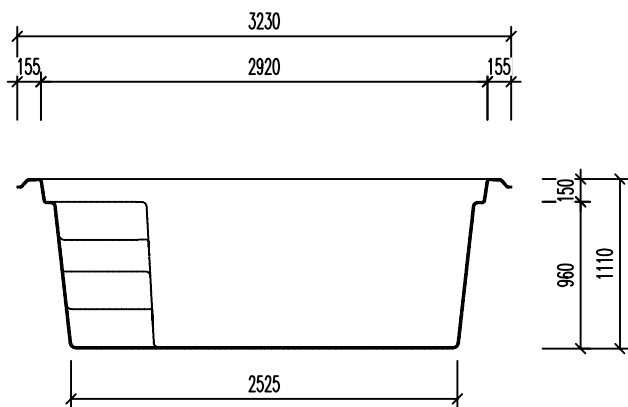


REZ 2 - 2 M 1:50 LONGITUDINAL SECTION QUERSCHNITT



REZ 1 - 1 M 1:50

CROSS SECTION
QUERSCHNITT

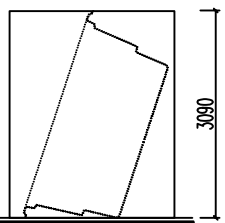


POZNÁMKA / NOTE / ANMERKUNG :

HRÚBKA STENY BAZÉNA JE CCA. 10 MM.
TOLERANCIA PRESNOSTI 7 - 10 MM

THICKNESS OF THE SIDEWALL OF SWIMMING POOL IS APPROX. 10 MM.
MEASURED WITH TOLERANCE RATE 7 - 10 MM

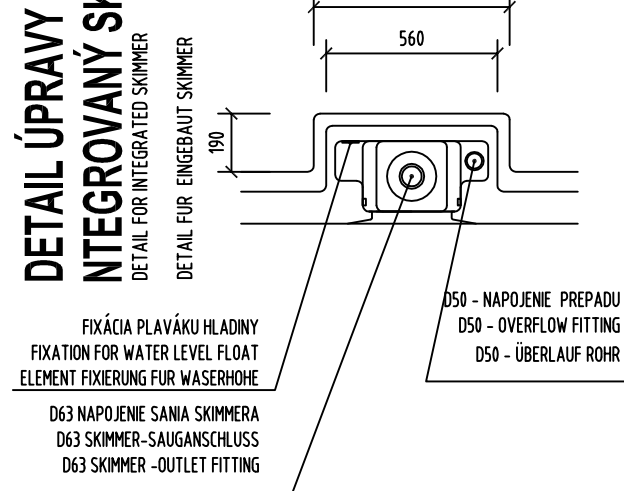
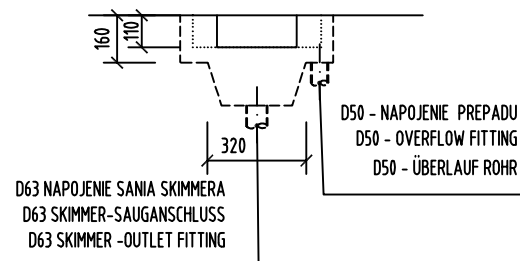
DIE SCHWIMMBADWAND DÜCKE IS CA. 10 MM.
DUCKENTOLERANZ IST 7 - 10 MM.



POOL HIGH FOR CONTAINER FOR SEA
TRANSPORT IS 3090MM.

Rozmery bazénu sú stanovené z počítačového modelu, skontrolujte rozmery bazénu pred inštaláciou.
The dimensions of the pool are determined from the computer model, check the dimensions of the pool before installation.
Die Abmessungen des Pools werden anhand des Computermodells bestimmt, überprüfen Sie die Abmessungen des Pools vor der Installation.

DETAIL ÚPRAVY INTEGROVANÝ SKIMMER M 1:25



NÁZOV VÝKRESU:
DRAWING NAME:
ZEICHNUNG NAME:

CLASSIC 62 TOP GEOMETRIA BAZÉNA GEOMETRY OF SWIMMING POOL SCHWIMMBAD GEOMETRIE

COMPASS
enjoy the moment

www.compasspools.eu

KRESLIL: DRAWN BY / ZEICHNER:	ING. PETER KALET A	DÁTUM: DATUM / DATUM:	01/2023
MIERKA: SCALE / MASSTABE:	1:50	FORMÁT: DRAWING FORMAT / ZEICHNUNG FORMAT:	A3
VERZIA: VERSION:	3	ČÍSLO: DRAWING NUMBER: ZEICHNUNG NUMBER:	1

Chyby, tlačové chyby a technické zmeny vyhradené!

Subject to errors, misprints and technical changes!

Irrtum, Druckfehler und Änderungen vorbehalten!