

# PÓDORYS M 1:50

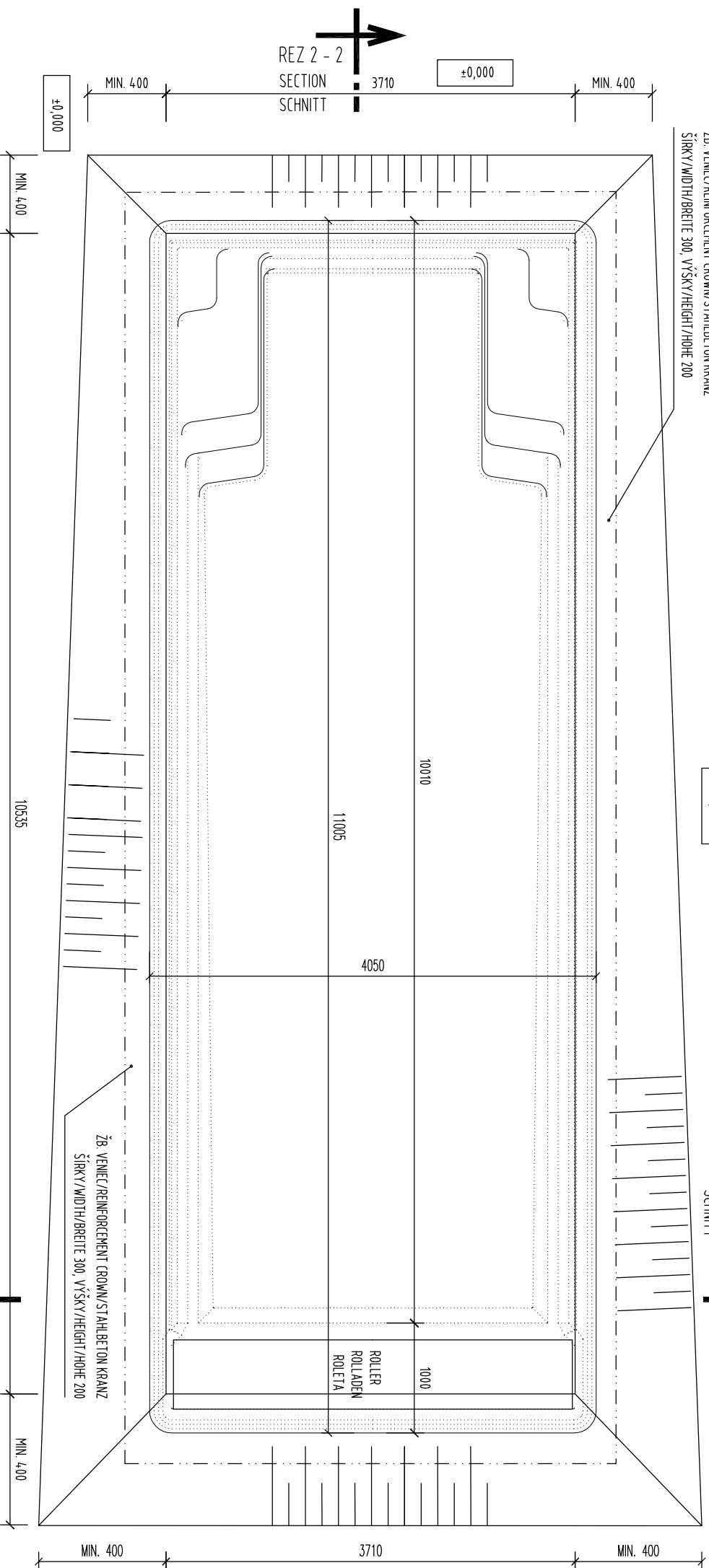
TOP ELEVATION OBERANSICHT

ZB: VENIEC/REINFORCEMENT CROWN/STAHLBETON KRANZ

ŠÍŘKY/WIDTH/BREITE 300, VÝŠKY/HEIGHT/HÖHE 200

±0,000

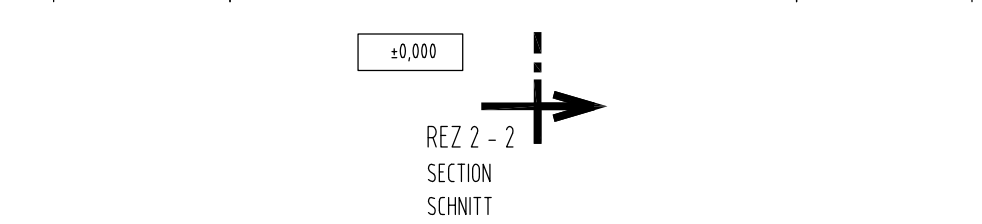
REZ 1 - 1  
SECTION  
SCHNITT



REZ 2 - 2  
SECTION  
SCHNITT

3710

±0,000

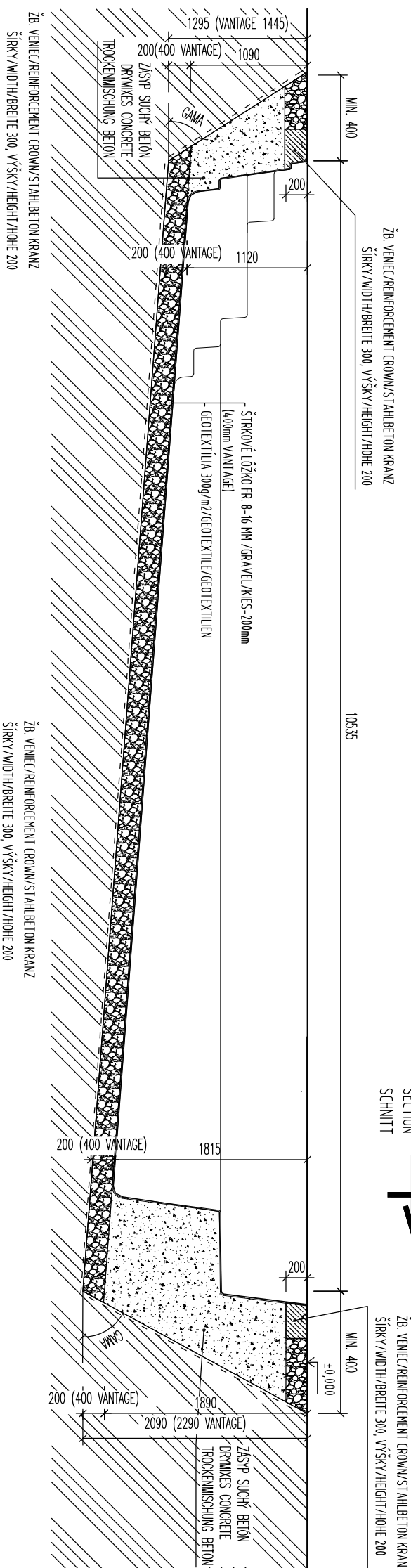


REZ 2 - 2  
SECTION  
SCHNITT

±0,000

# REZ 2 - 2 M 1:50

LONGITUDINAL SECTION  
QUERSCHNITT

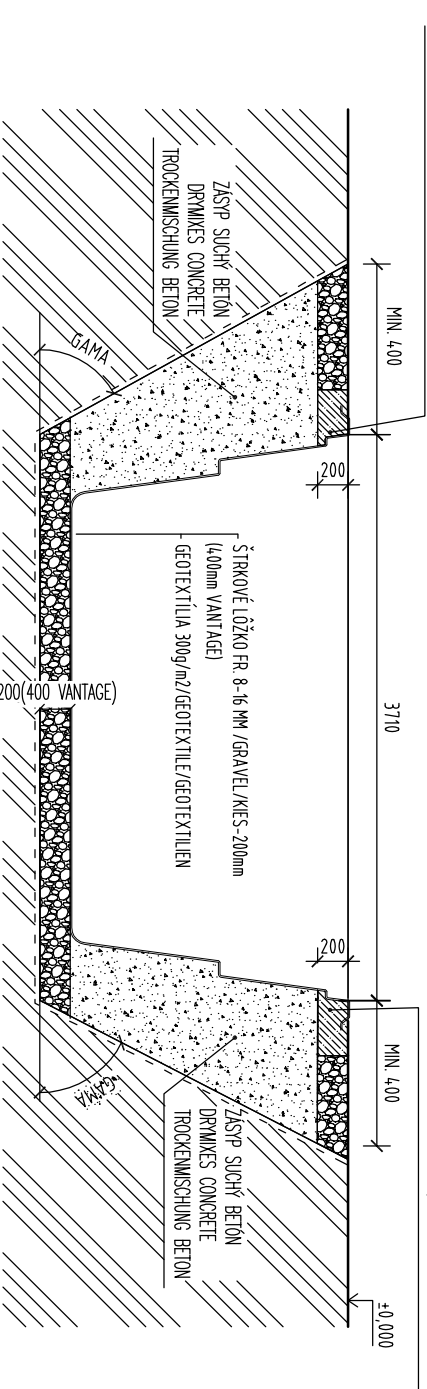


REZ 1 - 1  
SECTION  
SCHNITT

ZB: VENIEC/REINFORCEMENT CROWN/STAHLBETON KRANZ  
ŠÍŘKY/WIDTH/BREITE 300, VÝŠKY/HEIGHT/HÖHE 200

# REZ 1 - 1 M 1:50

CROSS SECTION  
QUERSCHNITT



VÝKOPY SÚ ZAKRESLENÉ PRE ŠTANDARDNÚ KVALITU ZEMINY BEZ POMOCNÉHO PÁŽENIA. PODLA KVALITY ZEMINY JE POTREBNÉ VÝKOPOVÚ JAMU PÁŽIŤ A MENIŤ ROZMÄŠAČI UHOL. MIN OBJEM VÝKOPOV 80,37 M<sup>3</sup>. THE EXCAVATIONS ARE DESIGNED FOR STANDARD SOIL WITHOUT OTHER SUPPORT STRUCTURE. USING OF SUPPORT STRUCTURE OF EXCAVATIONS DEPENDS ON THE QUALITY OF SOIL. MIN VOLUME OF EXCAVATIONS IS 80,37 M<sup>3</sup>. AUSHUB IST FÜR STANDARD ERDE PROJEKTERT OHNE HILFSCHALLUNG. DIE HILFSCHALLUNG EINSATZ LIEGT ERDEQUALITÄT AN. MIN. AUSHUBVOLUMEN IST 80,37 M<sup>3</sup>.

NÁZOV VÝKRESU: XL TRAINER 110  
DRAWING NAME: XL TRAINER 110  
ZECHNÚNG NAME: DRAWING OF EXCAVATIONS  
AUSHUBGRUNDRISS

www.compasspools.eu

COMPASS  
enjoy the moment

KRESILU: ING. PETER KALETIA	DÁTUM: 08/2020
DRAWN BY / ZEICHNER: ING. PETER KALETIA	DATE: 08/2020
VERZIA: 4	FORMÁT: A3
SCALE/MASS STAB: 1:50	DRAWING FORMAT / ZEICHNUNG FORMAT: TS10
VERSION: 4	DRAWING NUMBER / ZEICHNUNG NUMBER: 2

