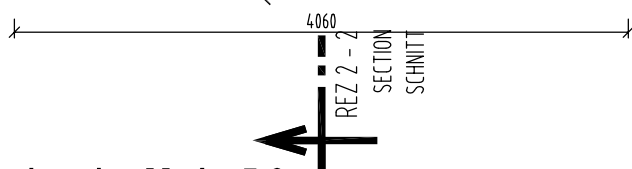
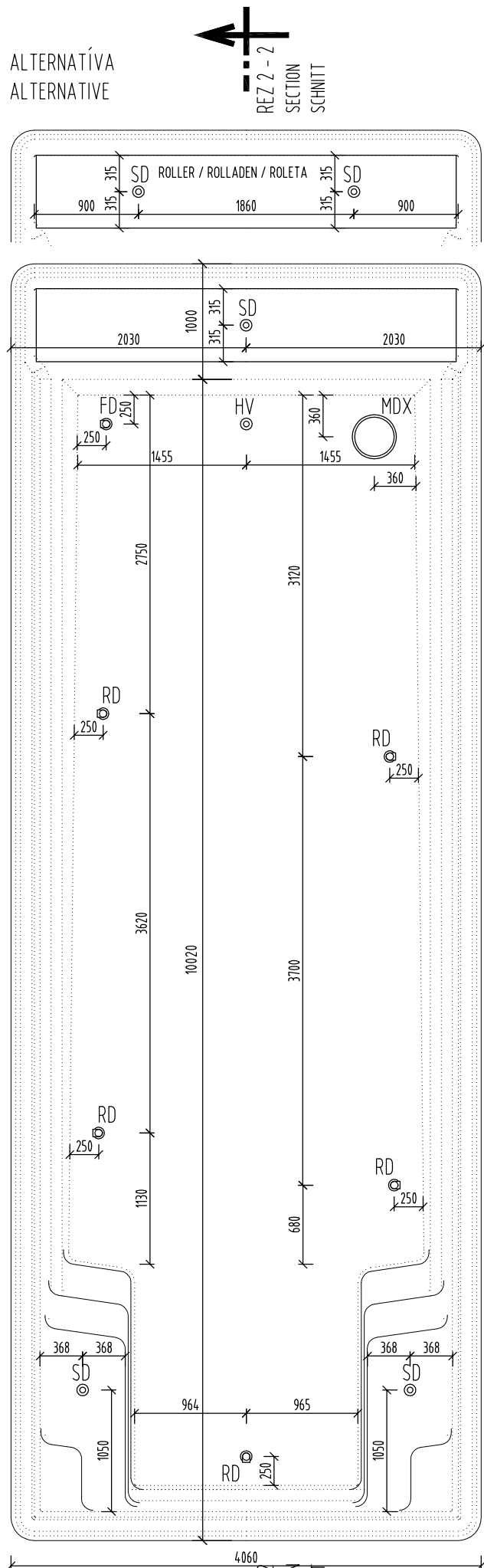


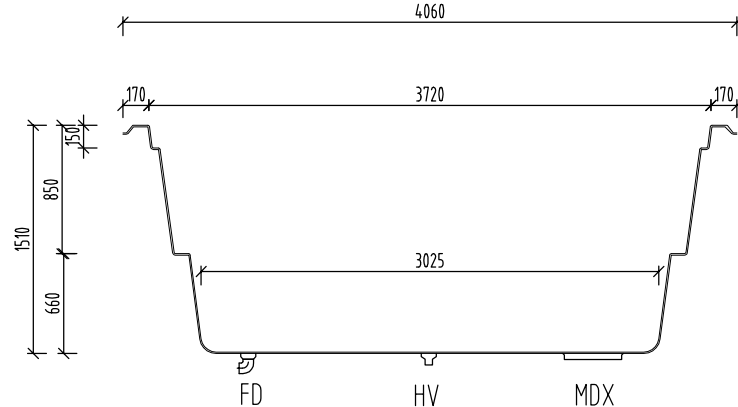
**POHL'AD ZHORA M 1:50**

TOP ELEVATION  
OBERANSICHT



**REZ 1-1 M 1:50**

CROSS SECTION  
QUERSCHNITT



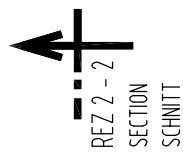
POZNÁMKA / NOTE / ANMERKUNG:

OTVORY NA OSADENIE TECHNOLOGICKÝCH OTVOROV  
NÁKRES JE V PRESNOSTI ±30 MM.

POSITION FOR TECHNOLOGICAL HOLES ON DRAWINGS IS  
IN TOLERANCE ±30 MM.

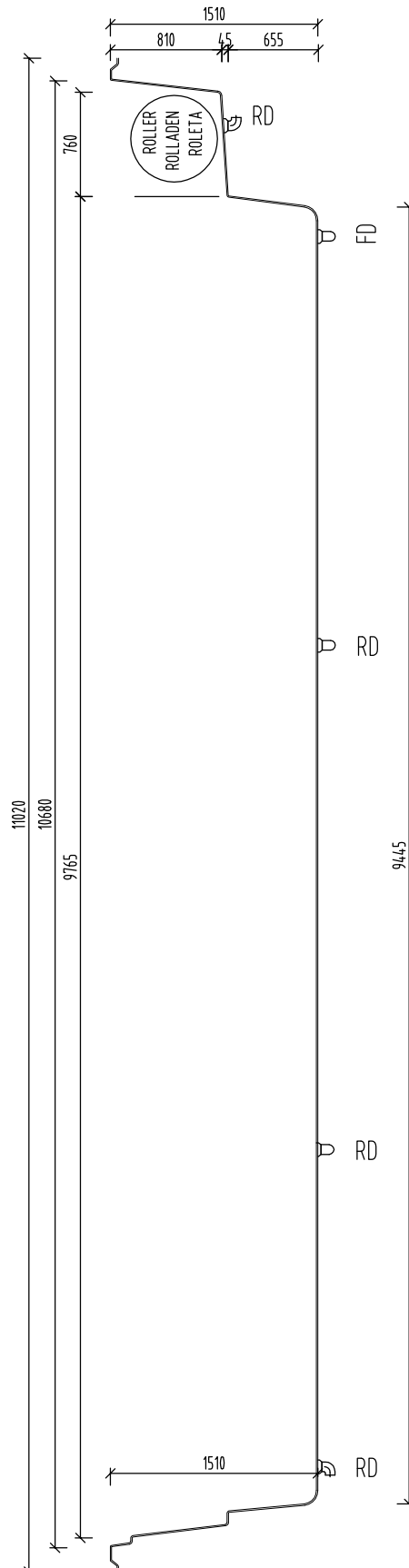
POSITION FÜR TECHNOLOGISCHE BOHRUNGEN IN DER ZEICHUNG  
IST IN TOLERANZ ±30 MM.

ALTERNATÍVA  
ALTERNATIVE



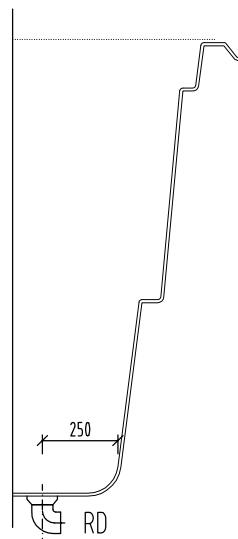
**REZ 2-2 M 1:50**

LONGITUDINAL SECTION  
QUERSCHNITT



**DETAIL ZAMERANIA M 1:25**

DETAIL FOR MEASUREMENT  
DETAIL FÜR MESSUNG



- MDX - DNOVÁ VÝPUŠŤ / BOTTOM OUTLET / BODENAUFLAUF 1x
- HV - HYDROSTATICKÝ VENTIL / HYDROSTATIC VALVE / HYDROSTATISCHE VENTIL 1x
- FD - FIXNÁ DÝZA / FIXED NOZZLE / FESTEN DUSE 1x
- RD - ROTAČNÁ DÝZA / ROTATED NOZZLE / ROTATION DUSE 5x
- SD - SCHODOVÁ DÝZA / STAIR NOZZLE / TREPPE DUSE 3 - 4x

NÁZOV VÝKRESU / TECHNOLOGISCHE HOLES / ZEICHNUNG NAME:-			
<p><b>XL TRAINER 110FB</b> <b>TECHNOLOGICKÉ PRESTUPY</b></p> <p>TECHNOLOGICAL HOLES VANTAGE VERSION</p> <p>TECHNOLOGISCHE HOLES VANTAGE VERSION</p>			
KRESLIL: DRAWN BY / ZEICHNER:	ING. PETER KALETĀ	DĀTUM: DATE / DATUM:	08/2020
MIERKA: SCALE/MASSTABE:	1:50	FORMĀT DRAWING FORMAT / ZEICHNUNG FORMAT:	A3
VERZIA: VERSION:	1	ČÍSLO DRAWING NUMBER: ZEICHNUNG NUMBER:	<b>3</b>