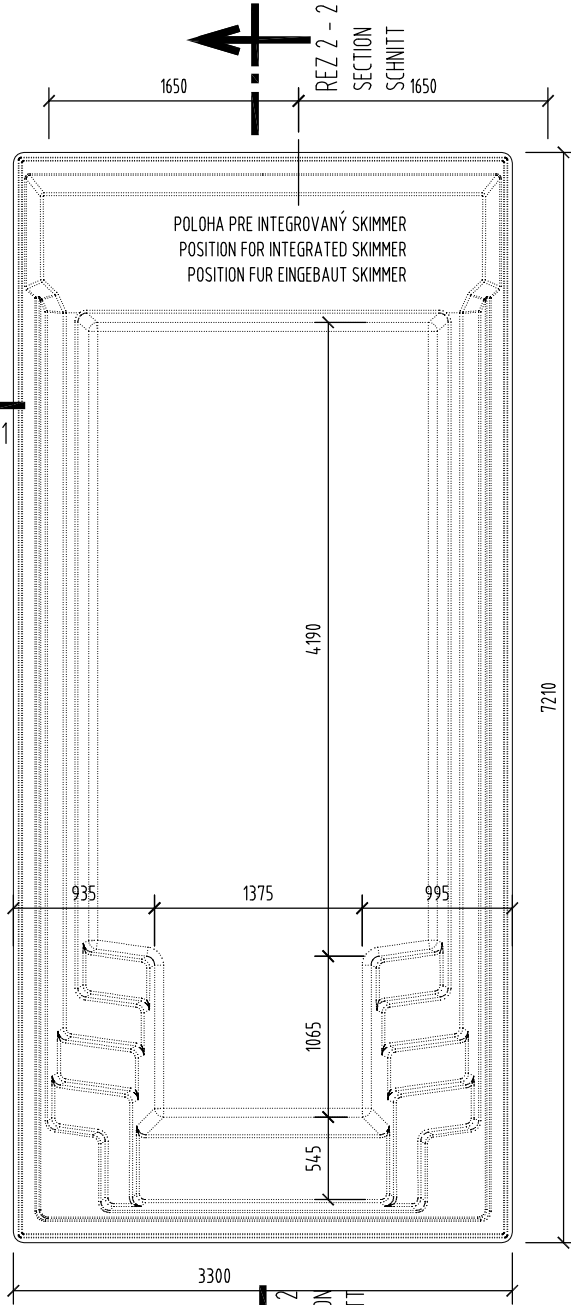


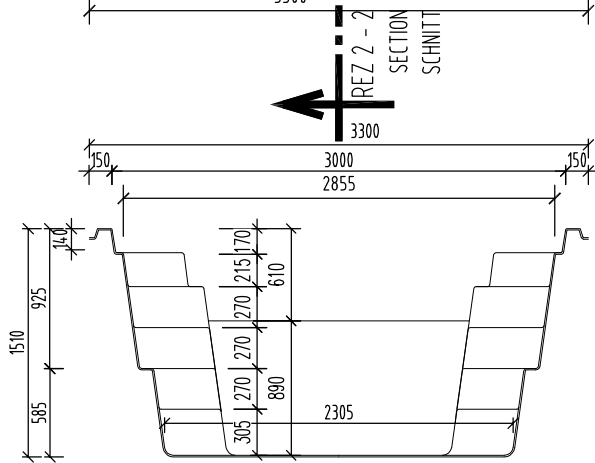
POHLAD ZHORA M 1:50

TOP ELEVATION
OBERANSICHT



REZ 1-1 M 1:50

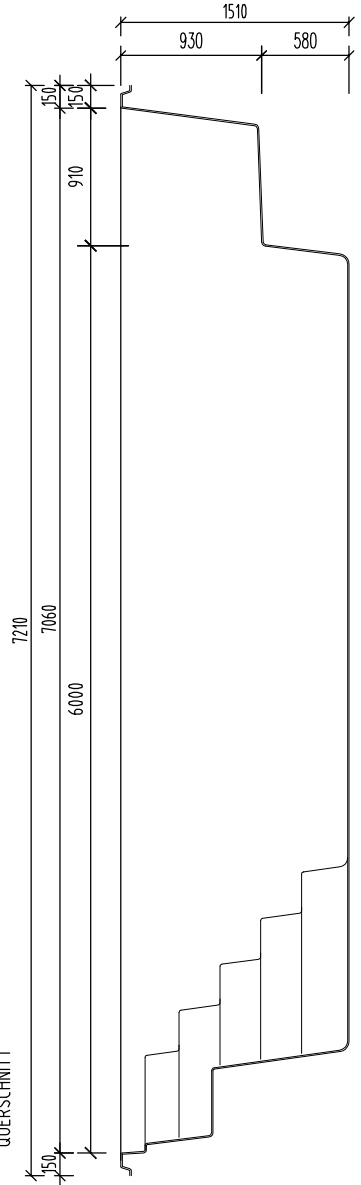
QUERSCHNITT
CROSS SECTION



REZ 1-1
SECTION
SCHNITT

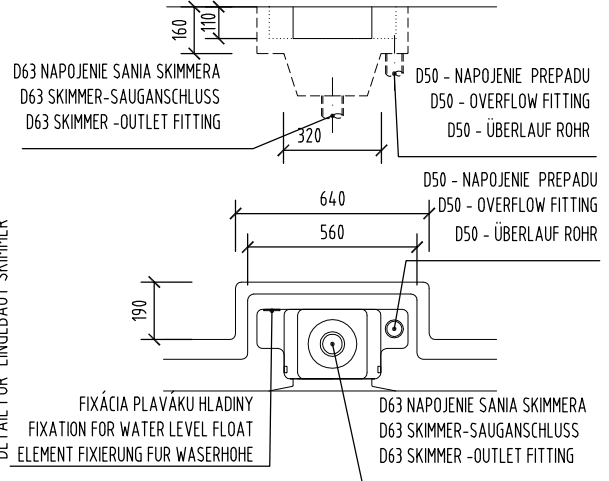
REZ 2-2 M 1:50

LONGITUDINAL SECTION
QUERSCHNITT



DETAIL ÚPRAVY M 1:25 INTEGROVANÝ SKIMMER

DETAIL FOR INTEGRATED SKIMMER
DETAIL FÜR EINGEBAUT SKIMMER



POZNÁMKA / NOTE / ANMERKUNG :

HRúbKA STENY BAZÉNA JE CCA. 10 MM
TOLERANCIA PRESNOSTI 7 - 10 MM

THICKNESS OF POOL SIDEWALL IS APPROX. 10 MM.
MEASURED WITH TOLERANCE RATE 7 - 10 MM

DIE SCHWIMMBADWAND DÜCKE IS CA. 10 MM.
DÜCKETOLERANZ IST 7 - 10 MM.

POOL HIGH FOR CONTAINER FOR SEA
TRANSPORT IS 3130MM.

NÁZOV VÝKRESU:
DRAWING NAME:
ZEICHNUNG NAME:

XL TRAINER 7.2 GEOMETRIA BAZÉNA GEOMETRY OF SWIMMING POOL SCHWIMMBAD GEOMETRIE

COMPASS
enjoy the moment

www.compasspools.eu

KRESLIL: DRAWN BY / ZEICHNER:	ING. PETER KALETA	DÁTUM: DATUM / DATUM:	08/2020
MIERKA: SCALE/MASSTABE:	1:50	FORMÁT DRAWING FORMAT / ZEICHNUNG FORMAT:	A4
VERZIA: VERSION: VERSION:	3	ČÍSLO DRAWING NUMBER: ZEICHNUNG NUMBER:	1