


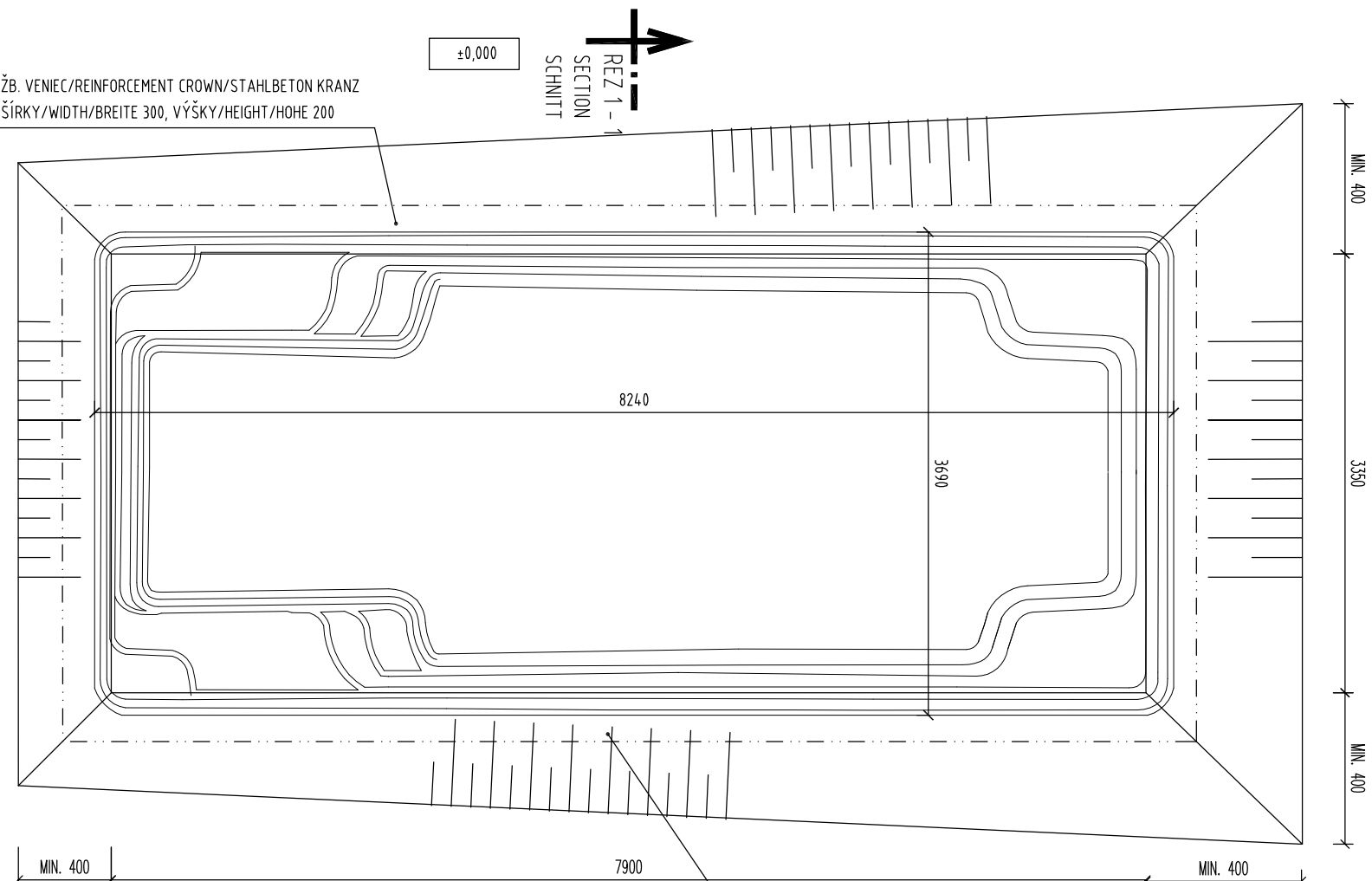
# PÔDORYS M 1:50

TOP ELEVATION  
OBERANSICHT



REZ 2 - 2  
SECTION  
SCHNITT

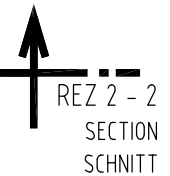
±0,000



REZ 1 - 1  
SECTION  
SCHNITT

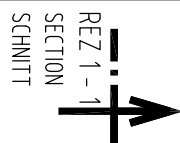
±0,000

MIN. 400  
3350  
MIN. 400



REZ 2 - 2  
SECTION  
SCHNITT

±0,000



REZ 1 - 1  
SECTION  
SCHNITT

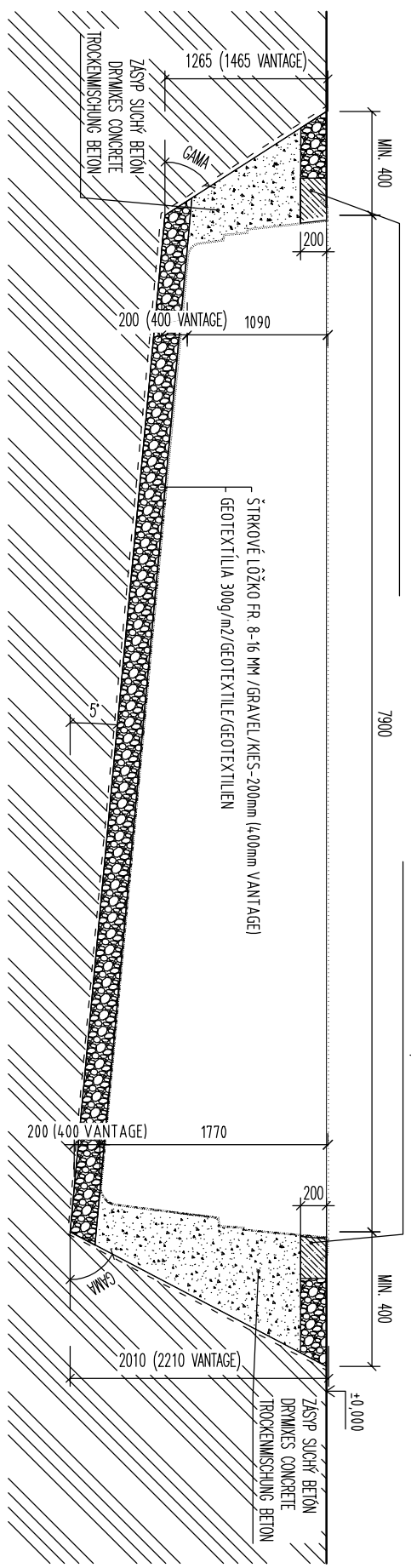
±0,000

ŽB. VENIEC/REINFORCEMENT CROWN/STAHLBETON KRANZ  
ŠÍRKY/WIDTH/BREITE 300, VÝŠKY/HEIGHT/HOHE 200

# REZ 2 - 2 M 1:50

LONGITUDINAL SECTION  
QUERSCHNITT

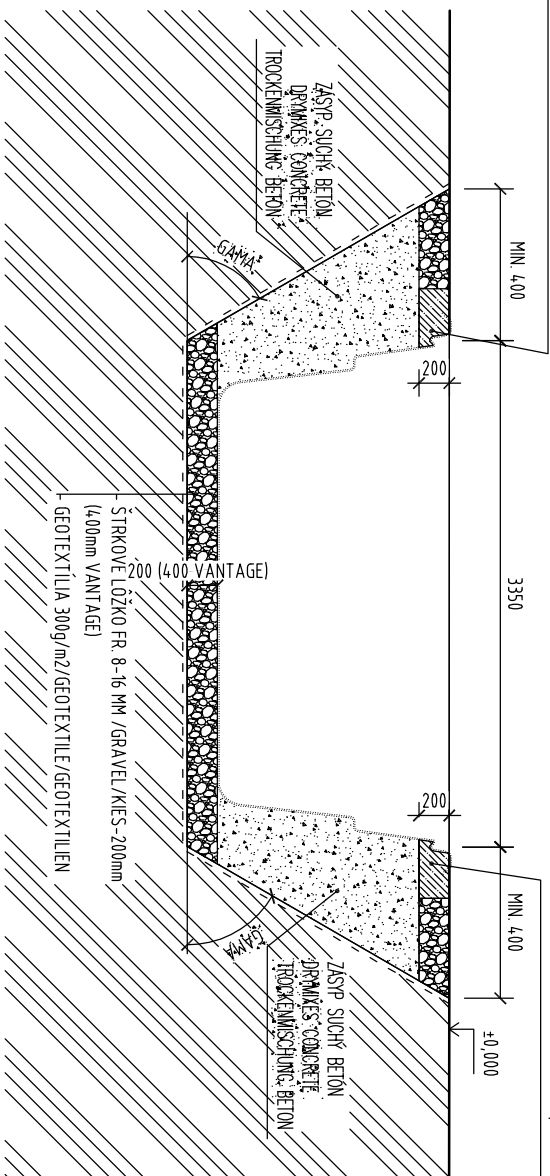
ŽB. VENIEC/REINFORCEMENT CROWN/STAHLBETON KRANZ  
ŠÍRKY/WIDTH/BREITE 300, VÝŠKY/HEIGHT/HOHE 200



# REZ 1 - 1 M 1:50

GROSS SECTION  
QUERSCHNITT

ŽB. VENIEC/REINFORCEMENT CROWN/STAHLBETON KRANZ  
ŠÍRKY/WIDTH/BREITE 300, VÝŠKY/HEIGHT/HOHE 200



ŽB. VENIEC/REINFORCEMENT CROWN/STAHLBETON KRANZ  
ŠÍRKY/WIDTH/BREITE 300, VÝŠKY/HEIGHT/HOHE 200

ŽB. VENIEC/REINFORCEMENT CROWN/STAHLBETON KRANZ  
ŠÍRKY/WIDTH/BREITE 300, VÝŠKY/HEIGHT/HOHE 200

VÝKOPY SÚ ZAKRESLENÉ PRE ŠTANDARDNÚ KVALITU ZEMINY  
BEZ POMOCNEHO PAŽENIA. PODLA KVALITY ZEMINY JE POTREBNÉ  
VÝKOPOVÚ JAMU PAŽIŤ A MENIŤ ROZMÄŠAČI UHOL. MIN OBJEM VÝKOPOV 53,87 M<sup>3</sup>.

THE EXCAVATIONS ARE DESIGNED FOR STANDARD SOIL  
WITHOUT OTHER SUPPORT STRUCTURE. USING OF SUPPORT STRUCTURE OF EXCAVATIONS  
DEPENDS ON THE QUALITY OF SOIL. MIN. VOLUME OF EXCAVATIONS IS 53,87 M<sup>3</sup>.  
AUSHUB IST FÜR STANDARD ERDE PROJEKTERT OHNE HILFSCHÜLUNG.  
DE HILFSCHÜLUNG EINSATZ LIEGT ERDEQUALITÄT AN. MIN. AUSHUBVOLUMEN IST 53,87 M<sup>3</sup>.

NÁZOV VÝKRESU:  
DRAWING NAME:  
ZEČNÁNG NÁME:

## X-TRAINER 82

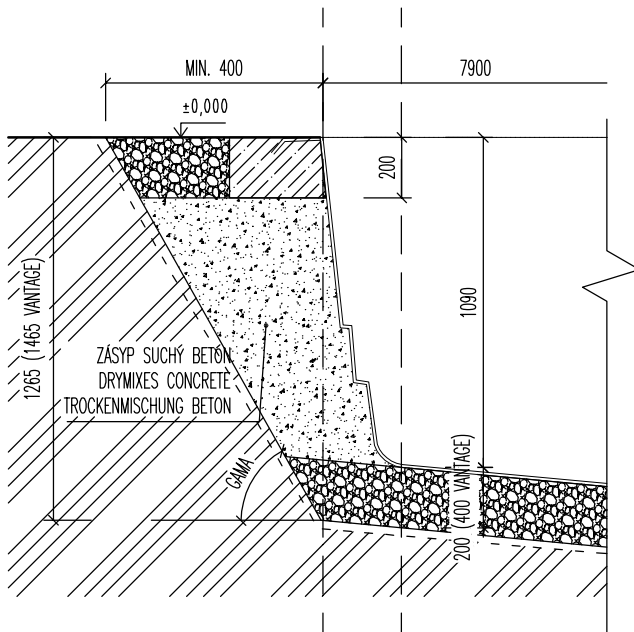
## DRAWING OF EXCAVATIONS AUSHUBGRUNDRISS



KRESLI:	ING. PETER KALETA	DATEM:	09/2020
BRANBY / ZEČNER:		DATEM / DATEM:	
MIERKA:	1:50	FORMÁT:	A3
SCALE / MASTABE:		DRAWING FORMAT / ZEČNÁNG FORMÁT:	
VERZIA:		ČÍSLO:	
VERSION:	3	ZEČNÁNG NUMBER:	2

# DETAIL "a" M 1 : 25

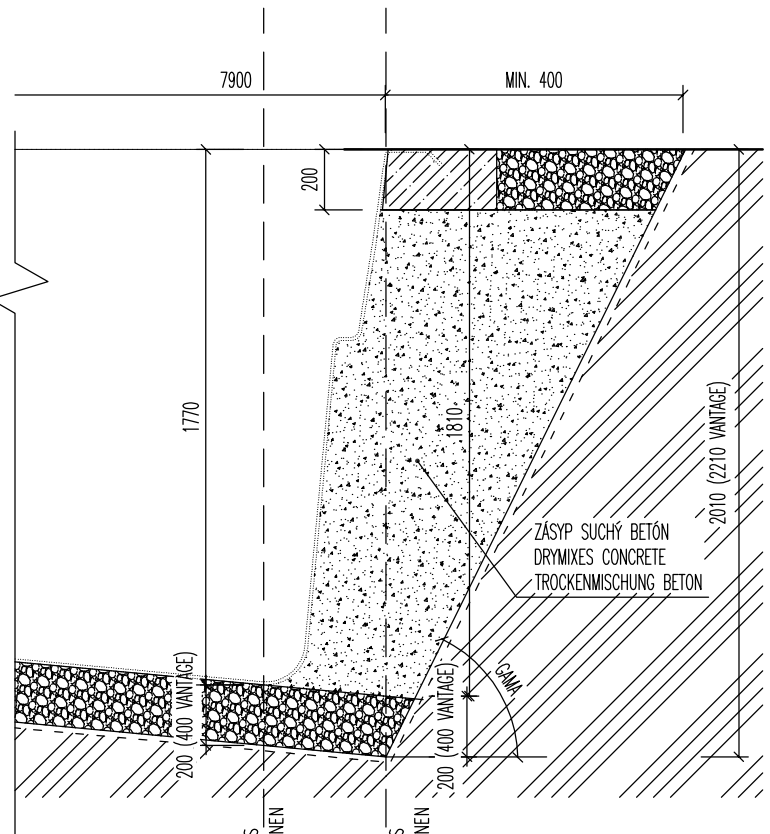
DETAIL OF EXCAVATIONS  
AUSHUBGRUNDRISS DETAIL



HRANA KÓTY  
EDGE FOR DIMENSIONS  
KANTE FÜR DIMENSIONEN  
HRANA KÓTY  
EDGE FOR DIMENSIONS  
KANTE FÜR DIMENSIONEN

# DETAIL "b" M 1 : 25

DETAIL OF EXCAVATIONS  
AUSHUBGRUNDRISS DETAIL



HRANA KÓTY  
EDGE FOR DIMENSIONS  
KANTE FÜR DIMENSIONEN  
HRANA KÓTY  
EDGE FOR DIMENSIONS  
KANTE FÜR DIMENSIONEN

NÁZOV VÝKRESU:  
DRAWING NAME:  
ZEICHNUNG NAME:

**X-TRAINER 82**  
**VÝKOPY DETAIL**  
**DRAWING OF EXCAVATIONS**  
**AUSHUBGRUNDRISS**

**COMPASS**   
*enjoy the moment*

[www.compasspools.eu](http://www.compasspools.eu)

KRESLIL: DRAWN BY / ZEICHNER:	ING. PETER KALETA	DÁTUM: DATUM / DATUM:	09/2020
MIERKA: SCALE / MASSTABE:	1:50	FORMÁT DRAWING FORMAT / ZEICHNUNG FORMAT:	A4
VERZIA: VERSION: VERSION:	3	ČÍSLO DRAWING NUMBER: ZEICHNUNG NUMBER:	<b>3</b>