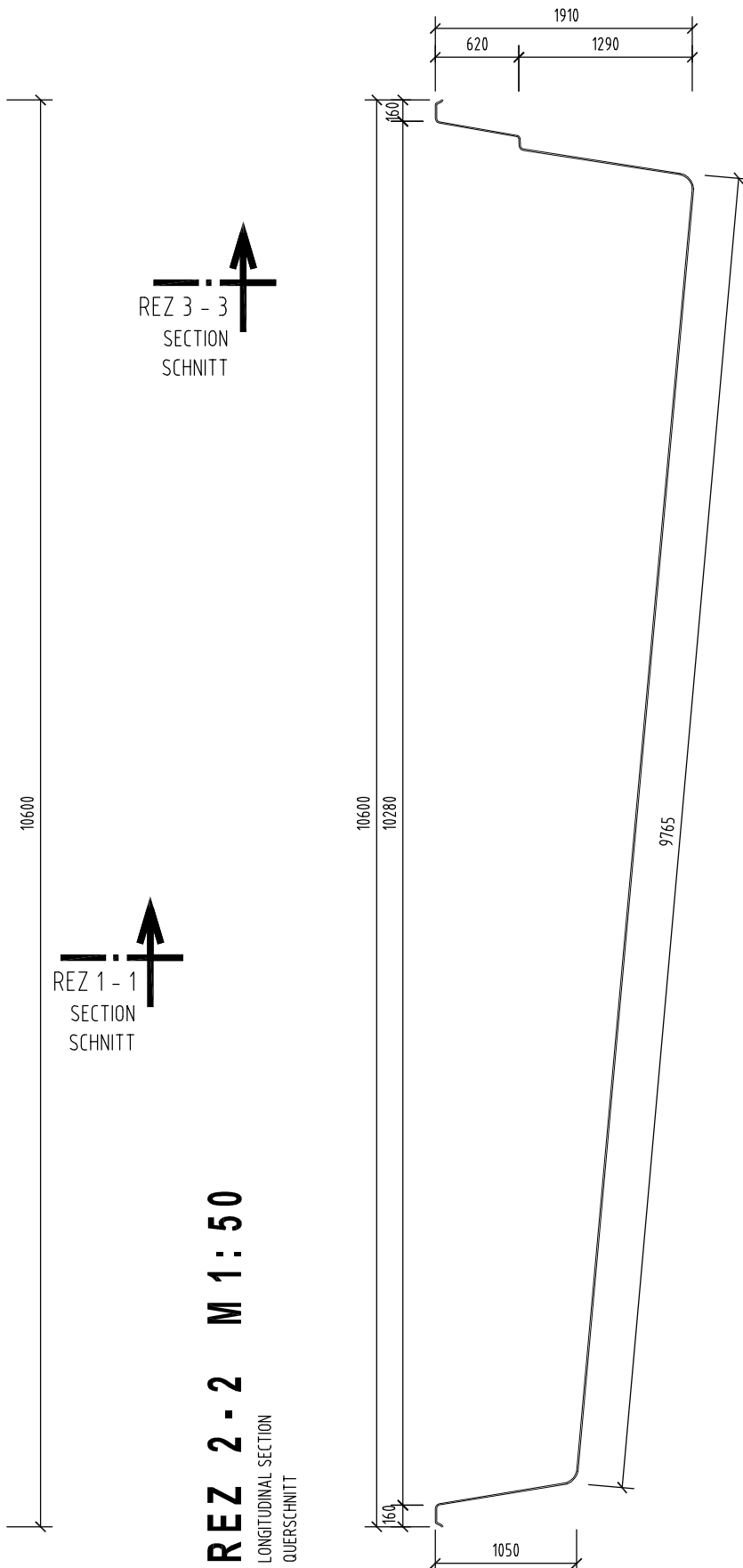
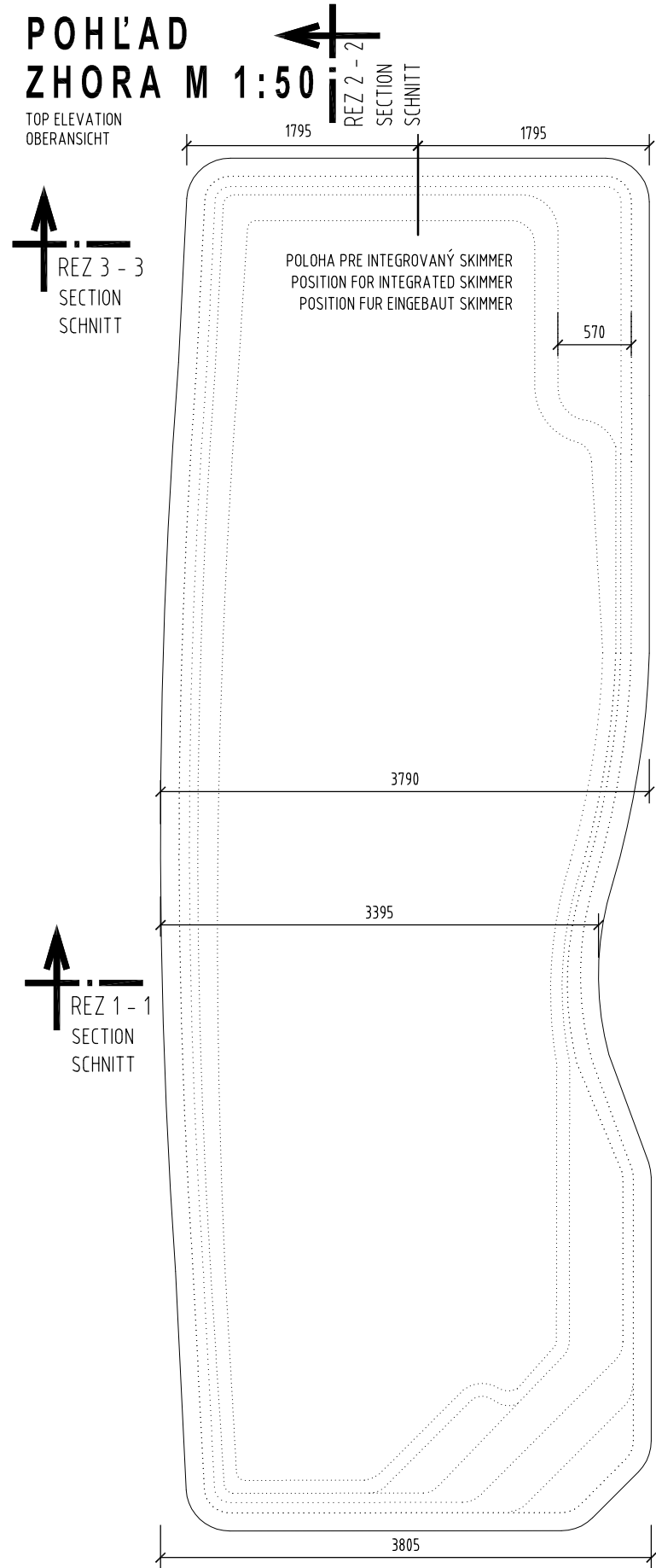


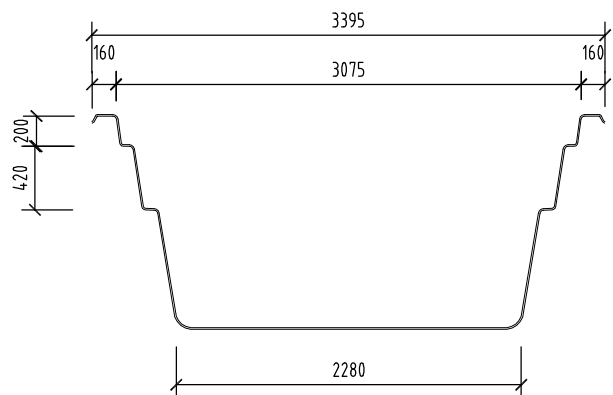
POHLAD ZHORA M 1:50

TOP ELEVATION
OBERANSICHT



REZ 1 - 1 M 1:50

CROSS SECTION
QUERSCHNITT

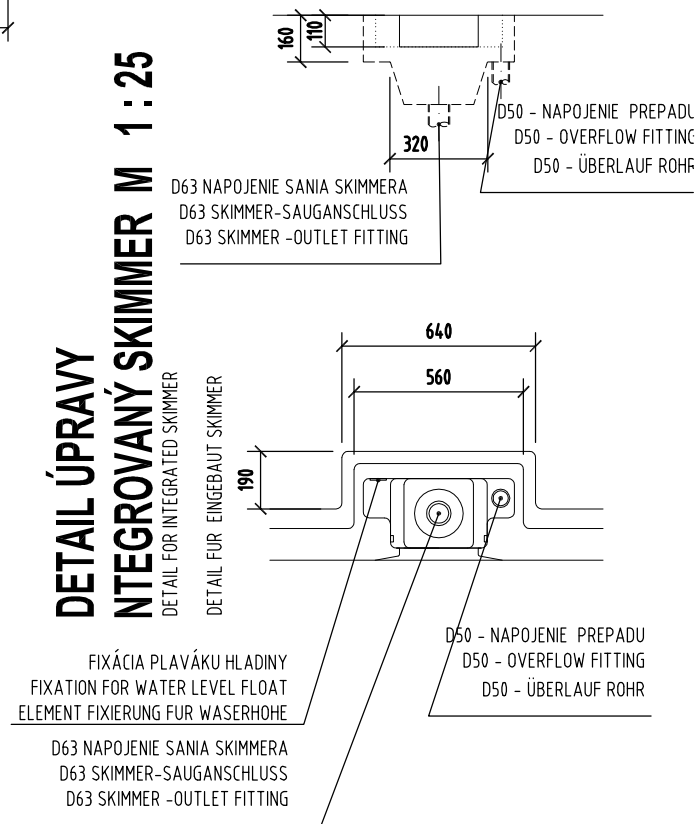


REZ 3 - 3 M 1:50

CROSS SECTION
QUERSCHNITT



DETAIL ÚPRAVY INTEGROVANÝ SKIMMER M 1:25



POZNÁMKA / NOTE / ANMERKUNG :

HRÚBKA STENY BAZÉNA JE CCA. 10 MM
TOLERANCIA PRESNOSTI 7 - 10 MM

THICKNESS OF THE SIDEWALL OF SWIMMING POOL IS APPROX. 10 MM.
MEASURED WITH TOLERANCE RATE 7 - 10 MM

DIE SCHWIMMBADWAND DÜCKE IS CA. 10 MM.
DUCKENTOLERANZ IST 7 - 10 MM.

POOL HIGH FOR CONTAINER FOR SEA TRANSPORT IS 3510MM.

NÁZOV VÝKRESU:
DRAWING NAME:
ZEICHNUNG NAME:

RIVERINA 106
GEOMETRIA BAZÉNA
GEOMETRY OF SWIMMING POOL
SCHWIMMBAD GEOMETRIE

COMPASS
enjoy the moment

www.compasspools.eu

KRESLIL: DRAWN BY / ZEICHNER:	ING. PETER KAĽETA	DÁTUM: DATUM / DATUM:	09/2020
MIERKA: SCALE/MASSTABE:	1:50	FORMÁT DRAWING FORMAT / ZEICHNUNG FORMAT:	A3
VERZIA: VERSION: VERSION:	2	ČÍSLO DRAWING NUMBER: ZEICHNUNG NUMBER:	1